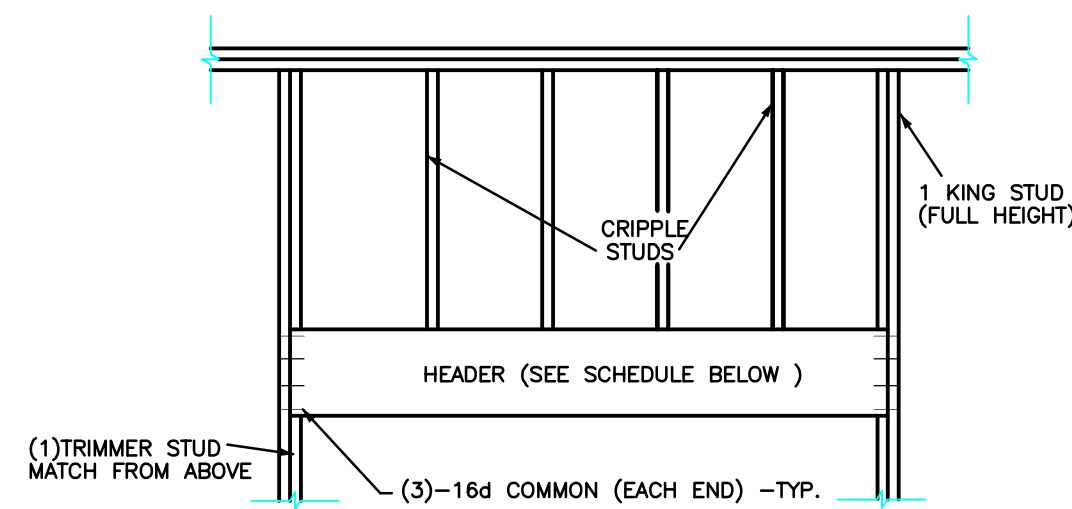


TYP. BEARING WALL FRAMING WITH OPENINGS

REFER TO NAILING SCHEDULE FOR NAILING NOT SHOWN.

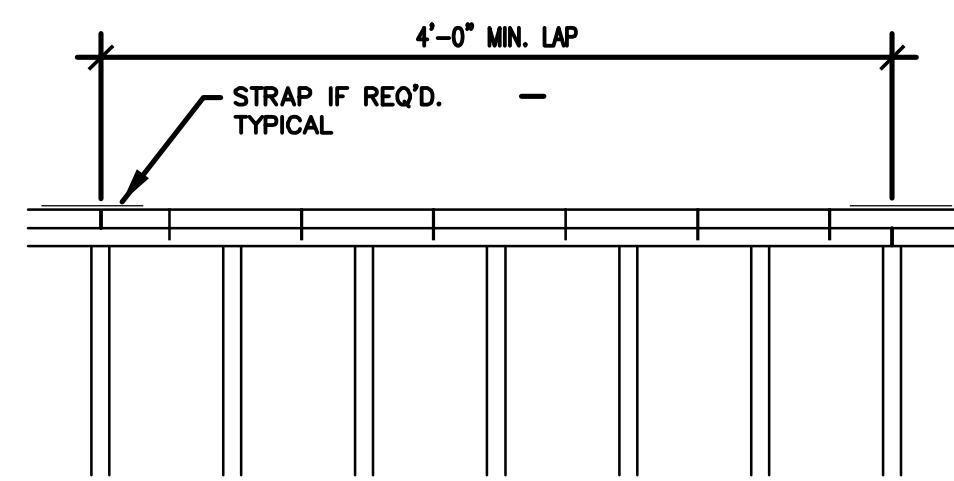
NTS



HEADER SCHEDULE	
OPENING SIZE	HEADER SIZE
0'-4"	2-2X6 HF#2
4'-1" - 8'-0"	2-2X8 HF#2
8'-1" - 12'-0"	2-2X12 HF#2

TYP. NON-LOAD BEARING HEADER

1/8"=1'



MARK	16d BTWN BUTTS	STRAP TIE CTR. W/BUTT	CAPACITY
A	(2) RUNS OF 16d @ 3" O/C STAGGERED	N/A	4480 #
B		MST-60	5800 #
C		(2) MST-60	11,600 #

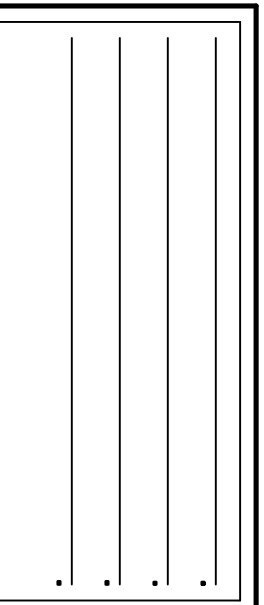
• REFER TO FRAMING PLAN FOR MARK.

NOTES

- USE MARK "A" TYP. U.O.N. ON PLANS
- NAILS OR STRAP IN UPPER PLATE
- PLATES TO BE CONSTRUCTION GRADE OR BETTER.

TYP. DOUBLE TOP PLATE SPLICE

1/8"=1'



JOHN KALTENBACH HOMES
 (609) 858-8553 Home
 (609) 858-8553 Phone
 john@kaltbach.com e-mail
 P.O. BOX 21114, NEW PT. 154
 WWW.KALTENBACH.COM

GENERAL WOOD DETAILS

REVISIONS: 7/8/05

DATE: 5/16/05

CUSTOM

Eagle Drafting & Design
 COMMERCIAL, RESIDENTIAL, INDUSTRIAL
 2242C Linn Turn Rd., P.O. Box 87111
 Omaha, NE 68188-0711
 (402) 491-0711

SHEET D3